

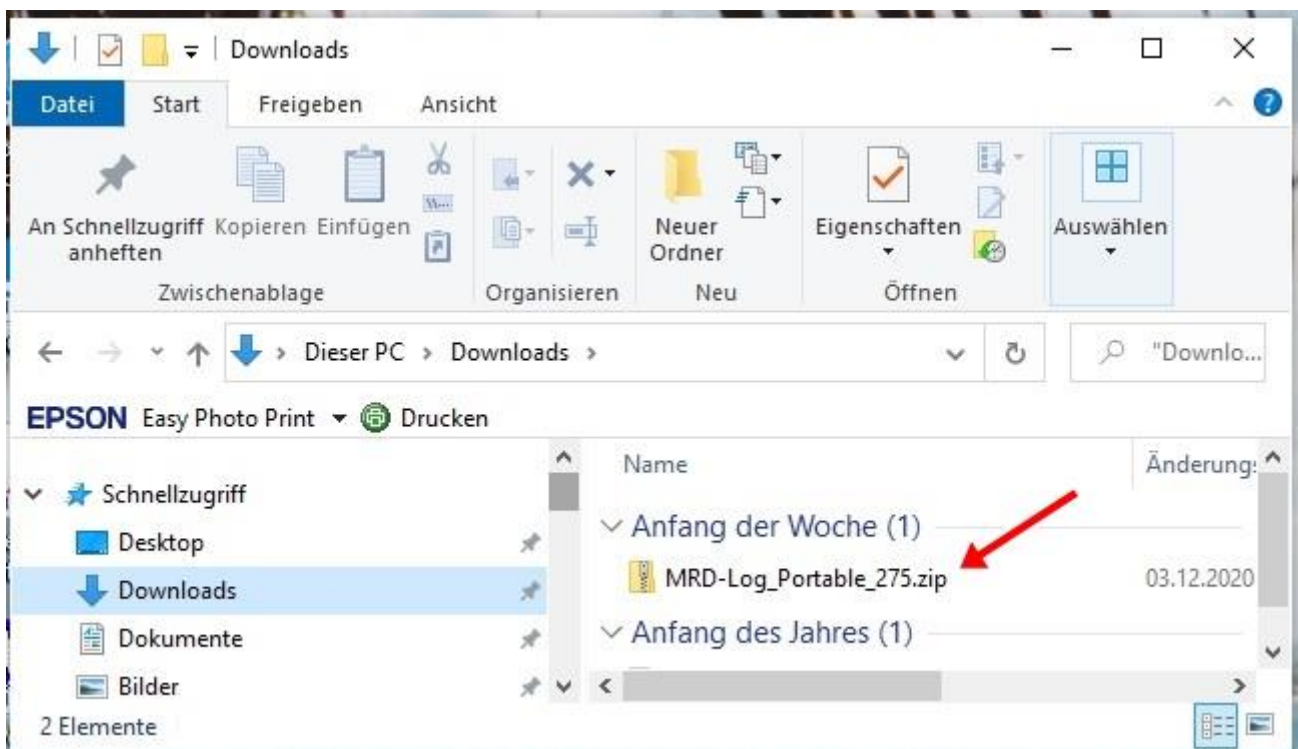
MRD-Log_Portable.zip **Log-program** for the Maritime Radio Day

If you have downloaded the MRD-Log_Portable.zip, open the „windows -explorer“.

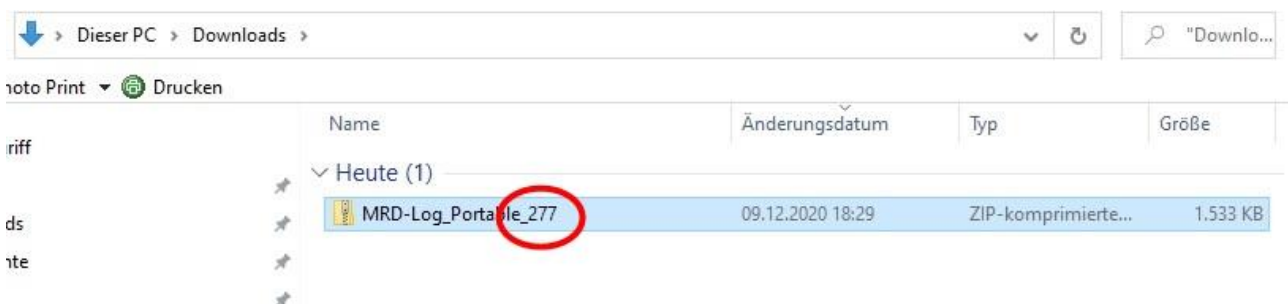
Therefor you press



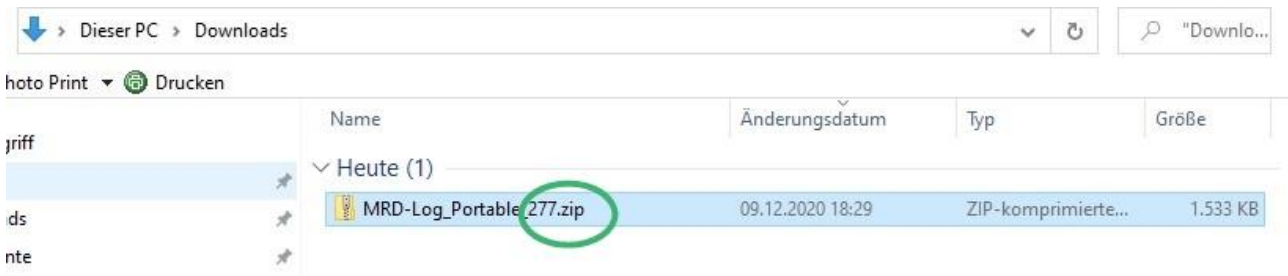
Open the Downloads directory (this is where the downloaded MRD-Log_Portable.zip normally is located) :



If you only see **MRD-Log_Portable_275**

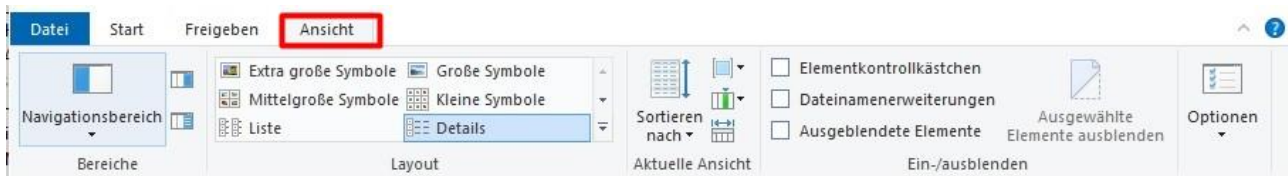


instead off **MRD-Log_Portable_275.zip**



You can do the following:

Click on tab view (Ansicht)



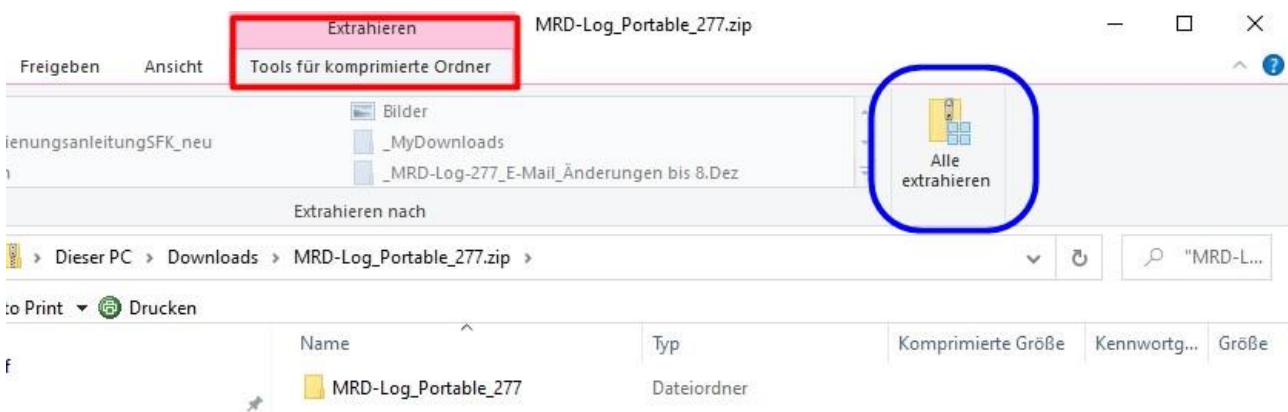
And then

Click on filename extensions (Dateinamenerweiterungen) and set a hook.

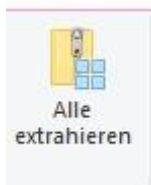


Now double-clicking this file MRD-Log_27x.zip (The last 3 digits shows the version of MRD-Log).

The following Windows appears:



unzip by clicking on **extract all** (Alle extrahieren).



A new directory is created: MRD-Log_27x.

You can use this directory under downloads.

If You want another directory for your MRD-Log_27x;
the best place without administration right problems has been for me:

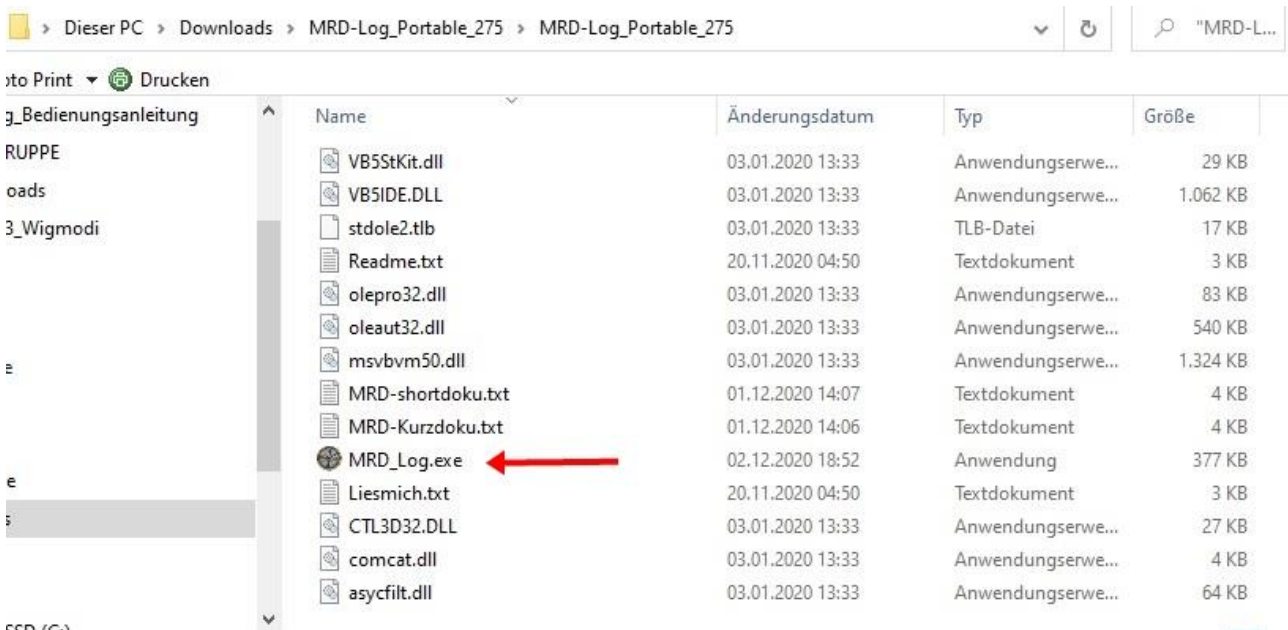
C:\User\Public (Benutzer\Öffentlich)



You can copy or move the complete directory from downloads to C:\ User\Public













The next step is to change to this directory and create a link on the Desktop.



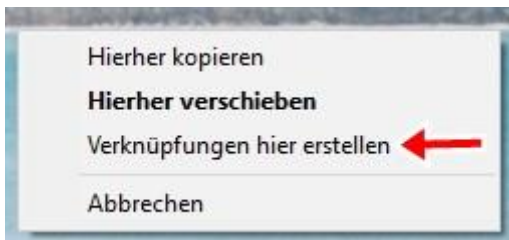
Right-click down an hold it on the MRD_Log.exe file. Move the mousecursor over the desktop.

Ignore the now shown information text under the MRD-Logo
 [-> move to desktop (Nach desktop verschieben)]

 MRD_Log	02.12.2020 18:52	Anwendung	377 KB
 MRD-Kurzdoku	01.12.2020 14:06	Textdokument	4 KB
 MRD-shortdoku	01.12.2020 14:07	Textdokument	4 KB
 msvbvm50.dll	03.01.2020 13:33	Anwendungserwe...	1.324 KB
 oleaut32.dll	03.01.2020 13:33	Anwendungserwe...	540 KB
 olepro32.dll	03.01.2020 13:33	Anwendungserwe...	83 KB
 Readme	20.11.2020 04:50	Textdokument	3 KB
 stdole2.tlb	03.01.2020 13:33	TLB-Datei	17 KB
 VB5IDE.DLL	03.01.2020 13:33	Anwendungserwe...	1.062 KB
 VB5StKit.dll	03.01.2020 13:33	Anwendungserwe...	29 KB



And release the right mouse button.
 The following Windows appears:



Chose create shortcuts here (Verknüpfungen hier erstellen).
 Enter a suitable name for the icon, such as MRD_Log.

Then start the program.

Ignore any warning messages from Window similar like this.
 (Because this software is noch certificated from microsoft)

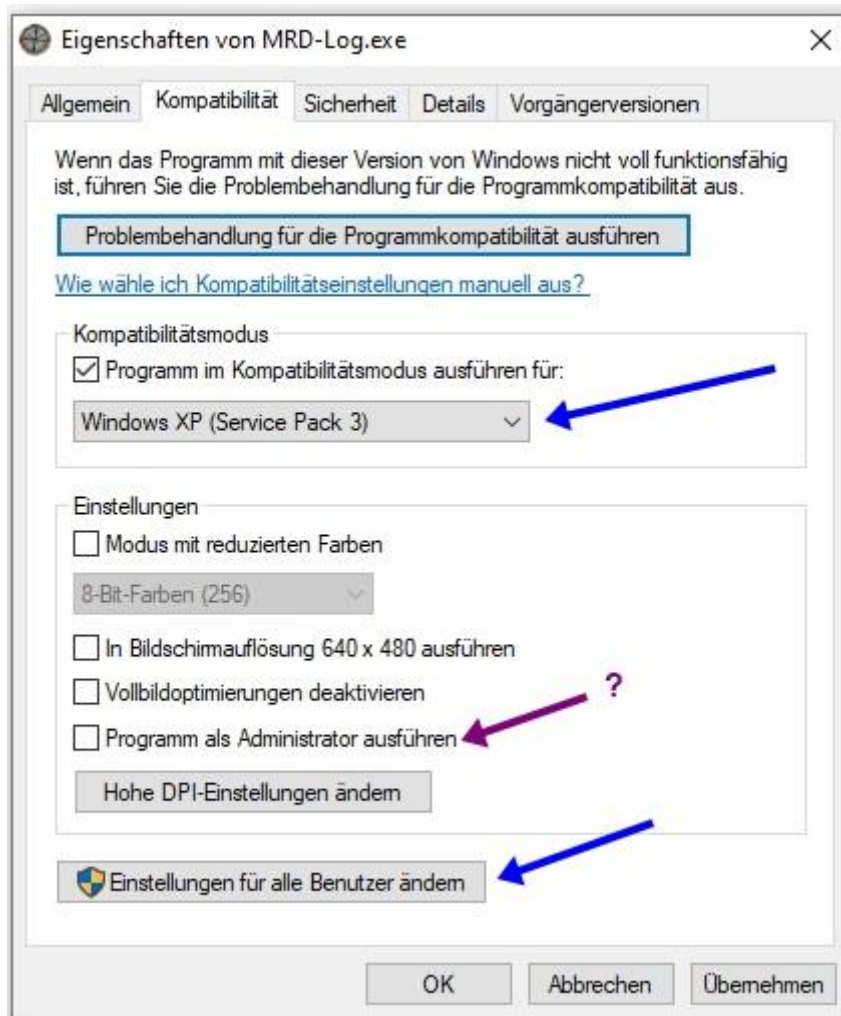


Click Further Information/Weitere Informationen or



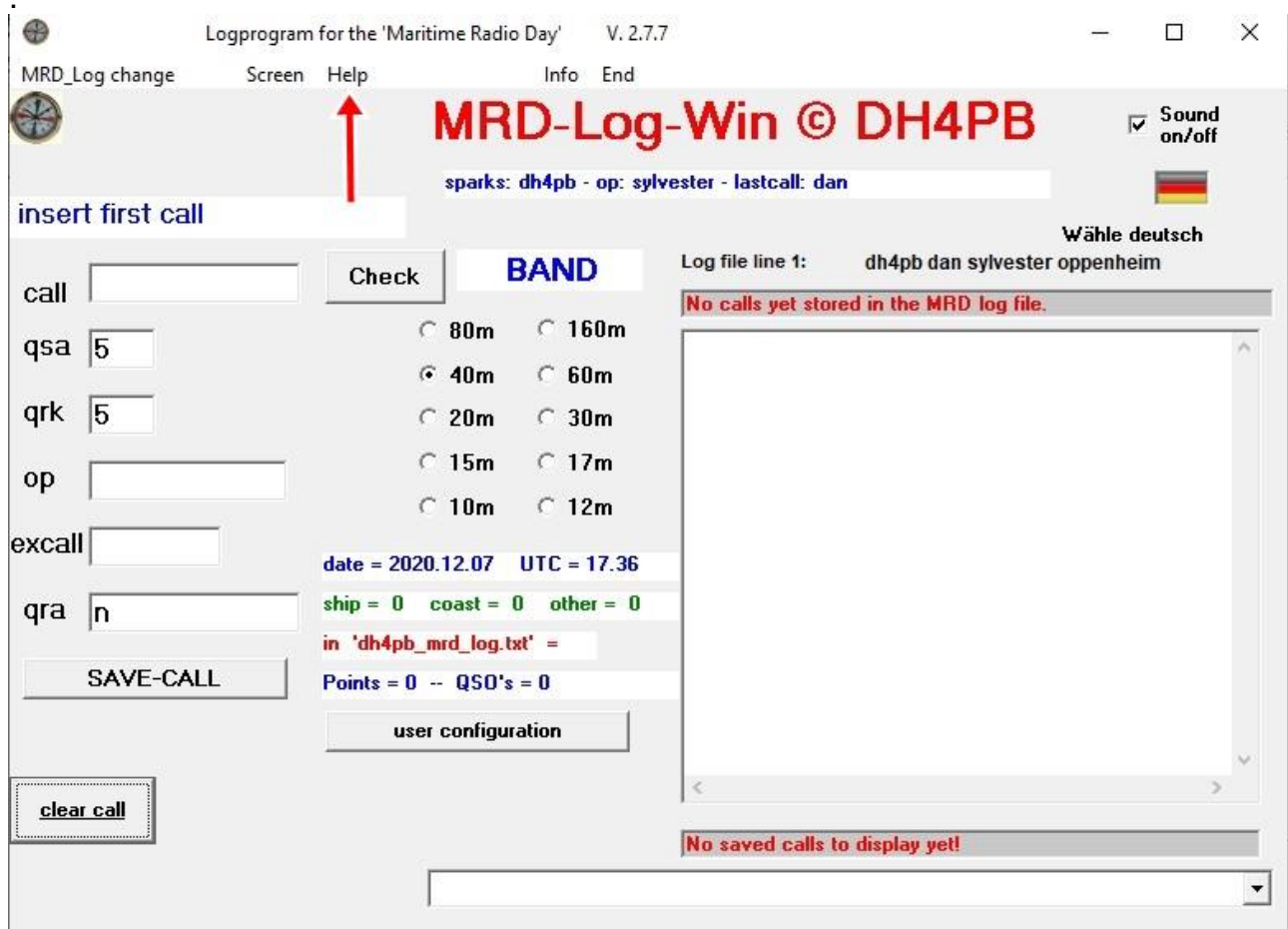
Run/Ausführen

If there are other problems, you can still try the following:
Right-click on the MRD_Log.exe file. The context menu opens.
Then -> Properties -> Compatibility -> check the compatibility mode.
Select **Windows XP (Service Pack 3)** and apply.



If necessary you must run the program as administrator. Set a hook there and

Press the buttons “Change settings for all users “ (Einstellungen für alle Benutzer ändern) OK and Take (Übernehmen).



For further information open the **Help** tab in the headline.

Good luck,

please report bugs to
Jörg-Uwe vom Hagen
moc.loa@negahmovuj read backwards